















## SPECIFICATIONS

	<b>GEOLOGY</b>	Mica-Schist Quartz (Quartzitic Sandstone)
	<b>TYPE</b>	
	<b>PATTERN</b>	1:1 Dimensional, Tight-fit
	<b>HEIGHTS</b>	2-1/2"
	<b>LENGTHS</b>	4" - 14"
	<b>DEPTHS</b>	1/2" to 3/4"
	<b>COLORS</b>	Gray-Grey, Silver
	<b>COVERAGE</b>	Available in thin veneer only.
	<b>WEIGHT</b>	10 lbs per square foot
	<b>FLATS</b>	5 s/f Bag, 10 s/f Box, 120/180/200 s/f Crate
	<b>CORNERS</b>	5 l/f Bag, 10 l/f Box, 100 l/f Crate
	<b>NOTES</b>	Packaged assuming a tight-fit installation.   Please review the <b>Corners Installation</b> PDF document.

### ASTM C-97

Water Absorption %  
 Bulk Specific Gravity

### ASTM C-170

Parallel to Rift, Dry  
 Parallel to Rift, Wet  
 Perpendicular to Rift, Dry  
 Perpendicular to Rift, Wet

### ASTM C-99

Parallel to Rift, Dry  
 Parallel to Rift, Wet

### ASTM C-880

Perpendicular to Rift, Dry  
 Perpendicular to Rift, Wet

